

# International Research Journal of **BUSINESS STUDIES**

Volume 12 | No. 1 | April - July 2019

Accredited by The Indonesia Ministry of National Education based on SK DIKTI No: 30/E/KPT/2018 (2016-2021)

**Investigating Benefits and Drawbacks of  
Employee Empowerment in the Sector of Hospitality**  
*Mehmet Ali Turkmenoglu*

**Environmental Reporting in Pakistan's Oil and Gas Industry**  
*Muzammal Khan, Abeer Hassan*

**Rental Value of A Local Government Asset Using Asymmetric Valuation**  
*Farach Difa, Akhmad Makhfath, Uswatun Khasanah, Inayati Nuraini Dwiputri*

**The Effect of Incentives and Non-Financial Performance  
on Managerial Performance**  
*Okta Malinda, Fajar Gustiawaty Dewi, Rindu Rika Gamayuni*

**Peanut Supply Chain Reinforcement Model**  
*Dwi Ratna Hidayati*

**Is There Any Discrimination Towards Young Women  
in Indonesia's Labor Market?**  
*Erwin Bramana Karnadi*

**Innovation Product and Halal Labelization in Buying Repurchase**  
*Bunga Aditi*



International Research Journal of  
Business Studies

Vol. 12  
No. 1

Page 1 - 100

Jakarta  
April 2019

ISSN  
2089 - 6271

e-ISSN  
2338-4565

<b>Investigating Benefits and Drawbacks of Employee Empowerment in the Sector of Hospitality</b>	<b>1 - 13</b>
<i>Mehmet Ali Turkmenoglu</i> <i>Faculty of Economics and Administrative Sciences Mus Alparslan University, Mus, Turkey</i>	
<b>Environmental Reporting in Pakistan's Oil and Gas Industry</b>	<b>15 - 29</b>
<i>Muzammal Khan, Abeer Hassan</i> <i>School of Business and Enterprise, University of the West of Scotland, Paisley Campus, PA1 2BE</i>	
<b>Rental Value of A Local Government Asset Using Asymmetric Valuation</b>	<b>31 - 39</b>
<i>Farach Difa<sup>*</sup>, Akhmad Makhfatih<sup>**</sup>, Uswatun Khasanah<sup>***</sup>, Inayati Nuraini Dwiputri<sup>****</sup></i> <i><sup>*</sup> Magister Ekonomi Pembangunan, Universitas Gadjah Mada</i> <i><sup>**</sup> Fakultas Ekonomika dan Bisnis Universitas Gadjah Mada</i> <i><sup>***</sup> Fakultas Ekonomika Universitas Ahmad Dahlan Yogyakarta</i> <i><sup>****</sup> Fakultas Ekonomi, Universitas Negeri Malang</i>	
<b>The Effect of Incentives and Non-Financial Performance on Managerial Performance</b>	<b>41 - 54</b>
<i>Okta Malinda, Fajar Gustiawaty Dewi, Rindu Rika Gamayuni</i> <i>Accounting Departement - University of Lampung, Bandar Lampung</i>	
<b>Peanut Supply Chain Reinforcement Model</b>	<b>55 - 68</b>
<i>Dwi Ratna Hidayati</i> <i>Departement of Agribusiness, Trunojoyo University, Madura, Indonesia</i>	
<b>Is There Any Discrimination Towards Young Women in Indonesia's Labor Market?</b>	<b>69 - 86</b>
<i>Erwin Bramana Karnadi</i> <i>Faculty of Economics and Business, Atma Jaya Catholic University of Indonesia</i>	
<b>Innovation Product and Halal Labelization in Buying Repurchase</b>	<b>87 - 100</b>
<i>Bunga Aditi</i> <i>Faculty of Economics and Business, Universitas Harapan, Medan, Indonesia</i>	



---

 EDITORIAL BOARD
 

---

**Editor In Chief**

Sammy Kristamuljana (Strategy)  
Universitas Prasetiya Mulya, Jakarta, Indonesia

**Vice Editor**

Andreas Budihardjo (Organization & HR)  
Universitas Prasetiya Mulya, Jakarta, Indonesia

**Managing Editor**

Arnold Kaudin (Finance)  
Universitas Prasetiya Mulya, Jakarta, Indonesia

**Advisory International Editorial**

Peter McNamara (Strategy)  
University College Dublin  
National University of Ireland in Dublin, Ireland

Thomas M. Begley (Organizational Behavior)  
Lally School of Management  
Rensselaer Polytechnic Institute in New York, USA

Don R. Rahtz (Marketing)  
Mason School of Business,  
College William & Mary-Raymond Virginia, USA

Bill Harley (Organization & HR)  
The University of Melbourne, Melbourne, Australia

---

 INTERNATIONAL PEER REVIEWERS
 

---

Abdul Naser Ibrahim Nour (Accounting)  
Scopus ID : 57191363962  
An-Najah National University, Nablus,  
Palestine

Abeer Hassan (Accounting, Finance & Law)  
Scopus ID: 24437767600  
University of the West of Scotland,  
School of Business and Enterprise, Paisley,  
United Kingdom

Ade Febransyah (Operations)  
Scopus ID: 56910240000  
Universitas Prasetiya Mulya, Jakarta,  
Indonesia

Agus W. Soehadi (Marketing)  
Scopus ID: 57163957700  
Universitas Prasetiya Mulya, Jakarta,  
Indonesia

Agustinus Prasetyantoko (Business  
Economics)  
Scopus ID: 54584064800  
Atma Jaya Catholic University of Indonesia,  
Jakarta, Indonesia

Achmad Setyo Hadi (Organization & HR)  
Universitas Prasetiya Mulya, Jakarta,  
Indonesia

Ahmad Syamil (Operations)  
Scopus ID: 6506071852  
Universitas Bina Nusantara, Jakarta,  
Indonesia

Alireza R. Miremadi (Marketing)  
Scopus ID: 55673679900  
Sharif University of Technology, Tehran, Iran

Ardi Gunardi (Finance Economics)  
Scopus ID: 57191667735  
Universitas Pasundan, Bandung, Indonesia

Arief Rijanto (Finance)  
Scopus ID: 57200437176  
Universitas Prasetiya Mulya, Jakarta,  
Indonesia

Berto Usman (Finance)  
Scopus ID: 56938576500  
Universitas Bengkulu, Bengkulu,  
Indonesia

Djisman Simandjuntak (Business  
Economics)  
Scopus ID: 6505798995  
Universitas Prasetiya Mulya, Jakarta,  
Indonesia

Djoko Wintoro (Finance)  
Scopus ID: 57193737116  
Universitas Prasetiya Mulya, Jakarta,  
Indonesia

Elliot Simangunsong (Operations)  
Scopus ID: 55336543400  
Universitas Prasetiya Mulya, Jakarta,  
Indonesia

Fajar Gustiawati (Accounting)  
Scopus ID: 57200221767  
Universitas Lampung, Lampung,  
Indonesia

Handyanto Widjojo (Marketing)  
Scopus ID: 56829480900  
Universitas Prasetiya Mulya, Jakarta,  
Indonesia

Indria Handoko (Organization & HR)  
Scopus ID: 57193874350  
Universitas Prasetiya Mulya, Jakarta,  
Indonesia

Leonidas A. Papakonstantinidis  
(Economics)  
Scopus ID: 56499485100  
Technological Educational Institute of  
Peloponnese, Kalamata, Greece

Lukas Setia Atmaja (Finance)  
Scopus ID: 35070524600  
Universitas Prasetiya Mulya, Jakarta,  
Indonesia

Neil Samuel Rupidara (Organization & HR)  
Scopus ID: 36642855500  
Universitas Kristen Satya Wacana, Salatiga,  
Indonesia

Raphaella D. Dwianto (Urban Sociology)  
Scopus ID: 57195781040  
Universitas Indonesia, Depok, Indonesia

Riyana Miranti (Social Economics)  
Scopus ID: 35203870200  
University Drive South,  
University of Canberra, Australia

Sari Wahyuni (Organization & HR)  
Scopus ID: 23010307300  
University of Indonesia, Depok, Indonesia

Tetyana Pimonenko (Finance, Economics &  
Management) Scopus ID: 56274453800  
Summy State University, Ukraine

Togar Simatupang (Operations)  
Scopus ID: 8673650300  
School of Business and Management  
Institut Teknologi Bandung, Bandung,  
Indonesia

Ujang Sumarwan (Marketing)  
Scopus ID: 16449937500  
Bogor Agricultural University, Bogor,  
Indonesia

Vasilyeva Tetyana Anatolliivna (Finance)  
Scopus ID: 36081492400  
Summy State University, Ukraine

Wijantini (Finance)  
Universitas Prasetiya Mulya, Jakarta,  
Indonesia

Yuliansyah (Accounting)  
Scopus ID: 56685690500  
Universitas Lampung, Lampung, Indonesia

---

*International Research Journal of Business Studies (IRJBS)*, with registered number ISSN 2089-6271 (Print) and ISSN 2338-4565 (Online), is an open access and peer-reviewed scientific journal published by Prasetiya Mulya Publishing, Universitas Prasetiya Mulya. *IRJBS* published three times a year (December-March, April-July, and August-November).

*IRJBS* was established in 1993 as a biannual journal namely *Jurnal Manajemen Prasetiya Mulya* (ISSN 0854-1752). In 2008, the journal name was changed to *INTEGRITAS Jurnal Manajemen Bisnis* (ISSN 1979-2964) which published three times a year in April, August and December. In 2011, for the second time, the journal changed its name to *International Research Journal of Business Studies (IRJBS)*. It is accredited by The Ministry of National Education of Indonesia based on SK DIKTI No. 83/DIKTI/Kep/2009 (for the period of 2009-2012) and SK DIKTI No. 80/DIKTI/Kep/2012 (2012-2017). Since October 2018, for the third time, *IRJBS* has been accredited by Ministry of Research, Technology, and Higher Education of the Republic Indonesia based on SK DIKTI No. 30/E/KPT/2018 (2016-2021). In this period, *IRJBS* has achieved the second-grade level (Sinta 2) in Sinta (Science and Technology Index) managed by the Director General of Strengthening Research and Development, Ministry of Research Technology and Higher Education of the Republic of Indonesia.

*IRJBS* has been distributed by EBSCO Publishing (Business Source Ultimate) since 2018. This journal has been indexed, abstracted, and displayed in:

**Indexing:**

Academic Microsoft  
Dimension - Digital Science  
ROAD  
DOAJ  
Asian Citation Index  
WorldCat  
Index Copernicus International  
Norwegian Register for Scientific Journals, Series and Publishers (NSD)  
SHERPA/ROMEO  
Bielefeld Academic Search Engine (BASE)  
Google Scholar  
SINTA-DIKTI

**University Library:**

Harvard Library  
University of Oxford  
The University of Manchester  
Boston University Library  
Universiteit Leiden  
Nanyang Technological University Singapore  
Princeton University Library  
University of Saskatchewan Library  
Système Universitaire de Documentation (Sudoc) (Français)  
Gent University Library  
Florida Institute of Technology  
Humboldt-Universität zu Berlin, Germany

**PUBLISHER****Chairman**

Agus W. Soehadi

**Manager**

Eko Yulianto

**Technical Editor**

Heronimus Maryono (PIC)  
Rizkana Aprieska

**OJS Web Administrator**

N. Eka Wijaya  
Rahmat Hidayat  
Adrian Timor

**IT Advisor**

Irawan Ekasurya

**Graphics Design**

N. Eka Wijaya

**Marketing & Distribution**

Rahmat Hidayat

**Available On-line**

[www.irjbs.com](http://www.irjbs.com)  
<https://academic.microsoft.com>  
<https://app.dimensions.ai>  
<http://road.issn.org>  
<https://journals.indexcopernicus.com>  
<https://doaj.org>  
<http://scholar.google.com>

**Publisher of IRJBS**

Prasetiya Mulya Publishing  
Universitas Prasetiya Mulya

Jl. RA. Kartini (TB Simatupang),  
Cilandak Barat, Jakarta Selatan  
12430 - INDONESIA

Tel: +62 21 7511 126  
ext.: 8860, 8865  
Fax: +62 21 765 3110  
email: [irjbs@pmbs.ac.id](mailto:irjbs@pmbs.ac.id)  
[www.irjbs.com](http://www.irjbs.com)

**AIM and SCOPE**

*International Research Journal of Business Studies (IRJBS)* is comprised of three constructs. The word "International" refers to our mission to provide readers with relevant fields of studies and to involve authors in giving their contributions in an international scale. "Research Journal" refers to our aim to function as a media to disseminate research findings regardless of methodological differences. "Business Studies" refers to the boundary of the fields of studies that we serve i.e. encompassing all disciplines and paradigms related to the studies of any facet of business.

**Aim**

The primary objective of *IRJBS* is to bridge the gap between theory and practice in the area of business studies by presenting results of an empirical study, include rigorous research method and provide managerial implication to the readers.

**Scope**

The *IRJBS* welcomes manuscripts in business management, which includes the areas of strategic management, marketing management, finance management, organization, human resources management, and operations management.



## GUIDELINE FOR AUTHORS

1. Manuscripts should preferably be written in English.
  2. All manuscripts must be clearly typed with single spacing in A4 papers, (size 210 x 297 mm.).
  3. All manuscripts must include an abstract with approximately 100-200 words.
  4. The manuscript is to be arranged as follows:
    - TITLE
    - NAME OF THE AUTHOR(s),
    - EMAIL ADDRESS,
    - ABSTRACT and KEY WORDS,
    - INTRODUCTION,
    - METHODS,
    - RESULTS AND DISCUSSION,
    - MANAGERIAL IMPLICATIONS,
    - CONCLUSION,
    - REFERENCES.
  5. Tables and Figures should be numbered separately and sequentially. Each Table and Figure should be given an informative title. Tables and Figures should be presented in the text.
 

Tables should be arranged in the following format:

    - Tables should be submitted as data - .doc, .rtf, Excel or PowerPoint file- **Tables submitted as image data are not accepted**, for they cannot be edited for publication.
    - The first letter of each content word in the headings of the Tables should be capitalized typed with single line spacing. A brief Table Heading is preferred. Please do not present the headings in either bold or italic format.
  6. Signs such as '%', '&', etc. should not be used in the text. Instead, you are to use 'per cent', 'and' for these signs. Numbers in the text should be presented both in their mathematic forms. Numbers in decimals or in fractions are appropriate to appear in their original form as noted here: 22.3, 5.2, 8/10 and 3½.
  7. All manuscripts that are submitted to the journal are reviewed initially by the editors. If the article has a sufficient and appropriate research focus, it will then enter the review process. The journal has double-blind review policy.
  8. Manuscripts are critically evaluated by at least 3 reviewers. Acceptable manuscripts are usually returned to the author for consideration of comments and criticism.
  9. The Author should provide data includes work and research experiences, current affiliation, and educational background. Address, e-mail address, and telephone number of the author should be clearly indicated.
  10. Manuscript (soft copy) should be submitted to the OJS (Open Journal System) of IRJBS by the following steps:
    - Register and log in as an Author and start a new submission
    - Note: there are 5 steps that must be followed.
  - If you are already registered in IRJBS website, just log in with your account (as Author) and create New Submission for submitting your paper.
  11. Submission of a manuscript implies that the work described has not been published before, except in the form of an abstract or as a part of a published lecture, review, or thesis; that it is not under consideration for publication elsewhere; that its publication has been approved by all the coauthors; that if and when the manuscript is accepted for publication the authors agree to automatic transfer of copyright to the publisher; and that the manuscript will not be published elsewhere in any language without the consent of the copyright holders.
  12. IRJBS use APA style as reference format writing. We also provide you a reference format writing templates available in key reference management packages ENdNote (<http://www.endnote.com/support/enstyles.asp>). References should be published within the last 10 years.
- The style to be used is as follows:**
- BOOK WITH SINGLE AUTHOR:**  
 Gore, A. (2006). *An inconvenient truth: The planetary emergency of global warming and what we can do about it*. Emmaus, PA: Rodale.  
**In-text reference:** (Gore, 2006)
- BOOK WITH TWO AUTHORS:**  
 Michaels, P.J., & Balling, R.C., Jr. (2000). *The satanic gases: Clearing the air about global warming*. Washington, DC: Cato Institute.  
**In-text reference:** (Michaels & Balling, 2000)
- BOOK WITH EDITOR AS AUTHOR:**  
 Galley, K. E. (Ed.). (2004). *Global climate change and wildlife in North America*. Bethesda, MD: Wildlife Society.  
**In-text reference:** (Galley, 2004)
- BROCHURE OR PAMPHLET:**  
 New York State Departemen of Health. (2002). *After a sexual assault*. [Brochure]. Albany, NY: Author.  
**In-text reference:** (New York, 2002)
- AN ANONYMOUS BOOK:**  
*Environmental resource handbook*. (2001). Millerton, NY: Grey House.  
**In-text reference:** (Environmental Resource Handbook, 2001)
- ARTICLES IN REFERENCE BOOKS  
 (UNSIGNED AND SIGNED):**  
 Greenhouse effect. (2005). *American heritage science dictionary*. Boston, MA: Houghton Mifflin.  
 Schneider, S.H. (2000). Greenhouse effect. *World book encyclopedia* (Millenium ed. Vol. 8, pp. 3820382). Chicago, IL: World Book.  
**In-text references:** (Greenhouse effect, 2005)  
 (Schneider, 2000)

**MAGAZINE ARTICLES:**

Allen, L. (2004, August). Will Tuvalu disappear beneath the sea? Global warming threatens to swamp a small island nation. *Smithsonian*, 35(5), 44-52.

Begley, S., & Murr, A. (2007, July 2). Which of these is not causing global warming? A sport utility vehicles; B. Rice fields; C. Increased solar output. *Newsweek*, 150(2), 48-50.

In-text references: (Allen, 2004)  
(Begley, 2007)

**NEWSPAPER ARTICLES (UNSIGNED AND SIGNED):**

College officials agree to cut greenhouses gases. (2007, June 13). *Albany Times Union*, p. A4.

Landler, M. (2007, June 2). Bush's Greenhouse Gas Plan Throws Europe Off Guard. *New York Times*, p. A7.

In-text references: ("College Officials", 2007)  
(Landler, 2007)

**JOURNAL ARTICLE WITH CONTINUOUS PAGING:**

Miller-Rushing, A.J., Primack, R. B., Primack, D., & Mukunda, S. (2006). Photographs and herbarium specimen as tools to document phonological changes in response to global warming. *American Journal of Botany*, 93, 1667-1674.

In-text reference: (Miller-Rushing, Primack, Primack, & Mukunda, 2006)

**JOURNAL ARTICLE WHEN EACH ISSUE BEGINS WITH P.1:**

Bogdonoff, S., & Rubin, J. (2007). The regional greenhouse gas initiative: Taking action in Maine. *Environment*, 49(2), 9-16.

In-text reference: (Bogdonoff & Rubin, 2007)

**JOURNAL ARTICLE FORM A LIBRARY SUBSCRIPTION SERVICE DATABASE WITH A DOI (DIGITAL OBJECT IDENTIFIER):**

Mora, C., & Maya, M. F. (2006). Effect of the rate of temperature increase of the dynamic method on the heat tolerance of fishes. *Journal of Thermal Biology*, 31, 337-341. doi:10.1016/j.jtherbio.2006.01.005

In-text reference: (Mora & Maya, 2006)

**WEBSITE:**

United States Environmental Protection Agency. (2007, May 4). *Climate Change*. Retrieved From the Environmental Protection Agency website: <http://www.epa.gov/climatechange>

In-text reference: (United States Environmental, 2007)

Gelspan, R. (2007). *The Heat Is Online*. Lake Oswego, OR: Green House Netwok. Retrieved from The Heat IS Online website: <http://heatisonline.org>

In-text reference: (Geslpan, 2007)

**Submission Preparation**

Your submission must follow the guidelines. Articles that do not adhere to guidelines will be returned.

**Privacy Statement**

The names and email addresses entered in this journal site will be used exclusively for the stated purposes of this journal and will not be made available for any other purpose or to any other party.

**CONTENT LICENSING, COPYRIGHT AND PERMISSIONS**

An objective of the IRJBS is to promote the wide dissemination of the results of systematic scholarly inquiries into the broad field of business research. Permission is hereby granted to reproduce any of the contents of the journal for use in courses of instruction, as long as the source and IRJBS copyrights are indicated in any such reproductions.

Written application must be made to the Managing Editor for permission to reproduce any of the contents of the journal for use in other than course of instructions e.g., inclusion in books of readings or in any other publications intended for general distribution. In consideration for the grant of permission by the journal in such instances, the applicant must notify the author(s) in writing of the intended use to be made of each reproduction. Normally, the journal will not access a charge for the waiver of copyright.

Except where otherwise noted in articles, the copyright of articles in the journal has been transferred to the IRJBS. Where the author(s) has (have) not transferred the copyright to the IRJBS, the applicant must seek a permission to reproduce (for all purpose) directly from the author(s).



IRJBS is licensed under a Creative Commons Attribution 4.0 International License

# Innovation Product and Halal Labelization in Buying Repurchase

Bunga Aditi

Department of Management, Harapan University of Medan, Jl. Imam Bonjol No. 35, Kota Medan, Indonesia

ARTICLE INFO	ABSTRACT
<p><i>Keywords:</i> Innovation Product Halal Labelization Buying Repurchase Price</p> <p><i>Kata Kunci:</i> Produk Inovasi Pelabelan halal membeli Kembali Harga</p>	<p>Indonesia is a developing country which has many Small and Medium Firms (SMEs). It has a vital role in development and economic growth. The purpose of this research is to know and analyze the effect of product innovation and halal labelling in buying Repurchase. The method used in this study is descriptive analysis method by describing the data. It has been collected without intending to make conclusions to the public or generalization. Data analysis used is Multiple Linear by using SPSS software. The results showed that product innovation and halal labeling simultaneously had a positive and significant effect on buying repurchase. Partially Product Innovation and Halal Labelization have positive and significant effect in buying repurchase. Price as a moderating variable can strengthen the influence of product innovation and halal labelisasi in buying repurchase in SMEs of Langkat.</p>
<p>Corresponding author: bunga.aditi16@gmail.com</p>	<p style="text-align: center;">SARI PATI</p> <p><i>Indonesia merupakan negara yang sedang berkembang memiliki banyak Usaha mikro, kecil dan menengah (UMKM). UMKM memiliki peranan yang sangat vital didalam pembangunan dan pertumbuhan ekonomi. Tujuan penelitian ini untuk mengetahui dan menganalisis pengaruh Inovasi produk dan dan labelisasi halal terhadap Minat beli ulang. Metode yang digunakan dalam penelitian ini adalah metode analisis deskriptif dengan cara mendeskripsikan atau menggambarkan data yang telah terkumpul sebagaimana adanya tanpa bermaksud membuat kesimpulan yang berlaku untuk umum atau generalisasi. Metode analisis data yang digunakan adalah Regresi Linear Berganda dengan menggunakan software SPSS. Hasil penelitian menunjukkan Inovasi produk dan Labelisasi halal secara simultan berpengaruh positif dan signifikan terhadap minat beli ulang. Secara parsial masing-masing Inovasi produk dan Labelisasi halal berpengaruh positif dan signifikan terhadap minat beli ulang. Harga sebagai variabel moderating yang dapat memperkuat pengaruh inovasi produk dan labelisasi halal Terhadap Minat beli ulang di UMKM Kabupaten Langkat.</i></p> <p style="text-align: right;">© 2019 IRJBS, All rights reserved.</p>



## INTRODUCTION

Small and Medium Firms (SMEs) has contribution to and significant role in developing regional economies in Indonesia. This was demonstrated when the economic crisis in 1998. At that time, small businesses were the most enduring group when many large businesses were bankruptcy.

Data from the Central Bureau of Statistics shows that after the economic crisis of 1997-1998 the number of SMEs was not reduced, it increased, even it was able to absorb 85 million to 107 million workers until 2012. In that year, the number of entrepreneurs in Indonesia was 56,539,560 units. By these numbers, SMEs was 56,534,592 units or 99.99%. The less was around 0.01% and 4,968 units are large businesses. The data proves, UMKM is a very potential market for the financial services industry.

The number of SMEs kept increasing, it made the competition among SMEs entrepreneurs were increasing. Narver and Slater (1990;21) stated that the competitive advantage can be achieved if the company is able to provide more value to customers than those provided by its competitors. Competitive advantage can come from various company activities such as in designing, producing, marketing, handing over, and supporting its products. Michael E Porter (2008) defined that competitive advantage is a company's ability to achieve economic benefits over the profits that competitors can achieve in the market the same industry. Companies that have competitive advantages always have the ability to understand market structure changes and choose effective marketing strategies. Aditi, B. (2017) states that *«product attributes, halal certification, and product innovation have a positive and significant impact on competitive advantage that impacts on consumer buy-back (surge) interest, that product attributes, halal certification, and product innovation have positive influence and significant to competitive advantage. One way to win competition is to try to maintain existing customers, because finding new customers requires greater costs than maintaining*

existing customers, one of them is by product innovation. Buchari (2004: 18) mentioned the innovation means observing consumers to find and satisfy their customers by providing new products.

Product innovation is often associated with technology, because by technology, it makes easier for companies to develop ideas that will help achieve company goals (Kevin, 2008).

Halal Labels are an appreciation given to products that have met halal criteria according to Islamic teachings, companies that have put halal labels on their product packaging means that they have done and passed the halal labeling process carried out by the Food Assessment Institute, Drugs, and Cosmetics of the Indonesian Ulama Council (LPPOM-MUI). The halal label of a product can be put on a package if the product has received a halal certificate by BPPOM MUI. Halal certification and labeling aims to provide legal certainty and protection for consumers, as well as improve the competitiveness of domestic products in order to increase national income. Interest in buying halal products shows that the composition of the ingredients contained in the product has a significant positive influence in buying repurchase of Muslim consumers (Yunus, Arifin, and Rashid, 2014). Halal products can be marked with the Halal logo on the product packaging.

Labels are part of products that must be included to provide product information and attract consumer interest. Consumers will tend to evaluate this part when they will make a purchase (Carneiro et al., 2005). Halal Labeling Variables (LH) has no significant and positive influence towards buying repurchase. These results indicate that the existence of halal labels in Wardah cosmetics will not have a great opportunity in influencing buying interest. Halal label cannot influence buying interest because basically the halal label listed on Wardah's products has been highly trusted by consumers who are predominantly Muslim so that they will not ask question in the formation of their buying



interest (Kamilah, G., & Wahyuati, A., 2017). The results of this study do not support the research of Rambe and Afifuddin (2012) which suggests that halal labels have a significant and positive effect on buying repurchase.

Price is the amount of money charged on a product, or the amount of value exchanged by consumers for the benefits of having a product or using it (Kotler and Armstrong, 2001). Aditi, B. (2017). Product Innovation, Price and Halal Certification affect in buying repurchase through UMKM Consumers satisfaction in Medan City.

Having an effort to market goods or services the company needs to set the right price. Prices for customers is important considerations for customers to buy products in a company, because the price of a product affects customer perceptions about the product. Price changes also affect sensitive consumers who tend to switch to other, cheaper brands.

The trade sector of Langkat Regency is a potential commodity that has not been taken seriously. This is a threat to traditional food producers in maintaining their products. One way to keep traditional food known is to keep producing it. A person will produce goods/ services if they are considered to provide benefits and are able to increase their income. Dodol is a quite popular traditional food in some areas, one of them is in Tanjung Pura, exactly in the village of Paya Perupuk, Tanjung Pura Subdistrict, Langkat District. It is  $\pm$  60 km from Medan city, North Sumatra. There are many home industries that sell dodol. They have become characteristic of the Langkat Regency, so there is no denying that demand for dodol is always ready for consumers.

This food has a bright prospect to develop because the raw material for its manufacture is available locally. Dodol made in Tanjung Pura is not only marketed at outlets located along the Tanjung Pura road that leads to Pangkalan Berandan, but there is also some that is marketed at souvenir shops

in Medan, and taken to other areas. As previously stated that the processing industry can increase producer income, dodol is also able to increase the income of its producers.

Based on the background above the researcher is interested in conducting research with the title "The Influence Of Innovation Product And Halal Labelization To Buying Repurchase With Price As A Moderating Variable In Small And Medium Firms (SMEs) Langkat Regency.

## Literature Review

### Product Innovation

Lamb et.al (2009) stated that »Product innovation is a marketing strategy that requires the creation of new products that can be marketed, the process of changing applications for new technologies into products that can be marketed.

Kotler (2009) notified that «Product innovation is that every company must develop new products. New product innovations shape the future of the company. Replacement products must be created to maintain or build sales. Companies can add new products through acquisitions and/ or new product innovations. »Li et al. (2010) stated that a company has made product innovations if the company is able to introduce new products or features into the market

### Halal Labelization

Label can be part of a package, or is a loose label affixed to the product. According to Kotler (2012: 478) «Labels can only be in the form of simple patches on products or images that are intricately designed which is a unity with the packaging. Halal labeling is the inclusion of a halal statement or statement on a product packaging to show that the product in question is a halal product (Sukesti, F. and Mamdukh B., 2014). according to Latiff et al., (2015) food labels

Halal consists of three (3) parts, namely:

a. There is a halal logo,

- b. There is a composition label
- c. There is a nutritional content label

Rangkuti (2010: 8) said that halal labeling is the inclusion of written or halal statements on product packaging to show that the product in question is a halal product. The halal labeling indicators (Rangkuti, 2010: 8) are as follows: (1) Drawings, (2) Writing, (3) Combination of images and writing, (4) Stick to the packaging. Indonesia is a country where the majority of its population is Muslim for the sake of peace and comfort of consumers. Business operators are obliged to display legitimate halal labeling issued by the government through the authorities. Halal is related to the guarantee of halal which is indicated by the existence of halal certification from LPPOM MUI. Besides good food security, providing halal guarantees will increase the competitiveness of local Indonesian food products against imported products that do not get halal certification.

The Indonesian Ulema Council (MUI) itself is a forum or assembly that brings together the ulamas, ulama and Indonesian Muslim scholars to unite the movements and steps of Indonesian Muslims in realizing common ideals. The Indonesian Ulema Council was established on, 7th Rajab 1395 AH, to coincide with the date of July 26, 1975 in Jakarta, which was one of its tasks namely the provision of fatwa (mufti) / halal labeling on every product produced in Indonesia and imported goods from abroad. ([www.mui.or.id](http://www.mui.or.id)).

### **Price**

Price is the amount of money needed to get a number of combinations of goods and their servants (Zakaria and Astuti, 2013). Lenzun et al., (2014) explained that price is a value statement of a product which is the most flexible element of the marketing mix. Likewise the research conducted by W Anuraga (2016) revealed that prices affect the repurchase decision.

Manus and Lumanauw (2015) states that prices have an important role in the decision-making

process, namely the role of allocation of prices is to help buyers to obtain products or services with the best benefits based on the strength of their purchasing power.

Kotler and Armstrong (2008) said that prices remain an important element in determining market share and profits of a company. Kotler and Keller (2013) define that price is one element of the marketing mix that generates income, other elements generate costs. Maybe the price is the easiest element in the marketing program to be adjusted, product features, channels and even communication need a lot of time. Li et al. (2010) said that companies have competitive advantages if companies can provide product quality and performance that can provide higher value to consumers. Quality is always related to price, so companies that have good products will be able to set prices that are quite high. This high product determination will be able to increase profit margins or return from investments that have been made (Li et al., 2010).

Rondonuwu (2013: 722) and Weenas' opinion (2013: 611), there are several indicators related to prices, namely: fixed prices, affordability, price suitability with quality, price competitiveness, discounted prices.

### **Buying Repurchase**

Buying repurchase is a consumer behavior where consumers have a desire to buy or choose an experience-based product in choosing, using, using and consuming or even wanting a product (Kotler, 1997). Buying Repurchase is the tendency of consumers to buy something or take action related to buying and measured by the level of the possibility of consumers making purchases (Assael, Henry. 2001). Indicators of buying repurchase The tendency to buy products, the need to use products and plans using products in the future (Ferdinand, 2006). Interest in the big dictionary of Indonesian language is defined as a high tendency of the heart towards something passion or desire.

Engel says that, et al. (2010), in general, a person is very rational in utilizing the available information and considering the implications of the action before deciding to be involved or not in the behavior, in other words, information plays an important role.

Swastha and Handoko (2010) stated that existing consumer purchase motives, namely:

1. A group of buyers who know and are willing to share their purchase motives for certain products.
2. A group of buyers who know their reasons for buying a particular product but are not willing to tell.
3. A group of buyers who do not know the motive for the actual purchase of a particular product. Usually their purchase motives are indeed very difficult to know.

Dimensions to measure purchasing decisions taken by consumers (Sutisna, 2010), among others:

1. Benefit Association, the benefit association criteria states that consumers find the benefits of the product to be purchased and relate to brand characteristics. The benefit criteria that can be taken are the ease of remembering the product name when faced with the decision to buy a product.
2. Priority in buying, the priority to buy against one of the products offered can be done by consumers if the company offers products that are better than

competing products.

3. Frequency of purchase, when consumers buy certain products and feel satisfied with the performance of the product, consumers will often buy again the product whenever they need it.

Ghozali's words (2008) stated that moderating variables are independent variables that strengthen or weaken the relationship between other independent variables on the dependent variable. The modernization test is used to determine whether the moderating variable can strengthen or weaken the relationship between the independent variable and the dependent variable. Tests that will be conducted to test moderating variables using *residual tests*.

To find out the relationship between Dependent and independent variables must be based on product innovation relationship, halal labeling and prices with consumers' buying repurchase can be shown by the Figure 1.

**Hypotesis Development**

From the picture above, the development of the theoretical model of Multiple Linear Regression Analysis (Sugiyono, 2014) is seen from the equation as follows:

$$Z = a + b_1 \cdot X_1 + b_2 \cdot X_2 + e$$

$$|e| = a + b_1 \cdot Y$$

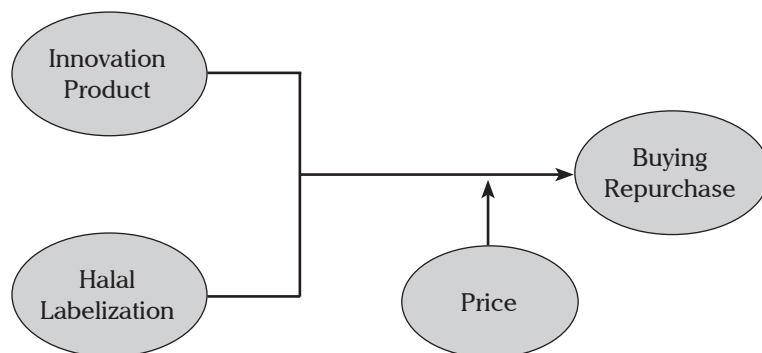


Figure 1. Conceptual Framework



#### Information

| e | = Residual Test

$b_1.Z$  = price coefficient value

$b_1.X_1$  = product innovation coefficient value

$b_2.X_2$  = Halal labeling coefficient value

a = konstanta

Y = Variable dependent

Based on the theory that it is used as a reference, there is a temporary answer to the research in the form of a hypothesis, namely:

H<sub>1</sub>: There is an influence between product innovation on Buying repurchase in Langkat Regency SMEs.

H<sub>2</sub>: There is an influence between halal labeling on the buying repurchase in Langkat SMEs.

H<sub>3</sub>: There is a price effect as a moderating variable that can strengthen the influence of product innovation and halal labelization on buying repurchase in Langkat Regency SMEs.

## METHODS

### Research Procedure

This study uses a quantitative approach by using Observation, Interview, and questionnaire. Data processing is done by SPSS 22.

Analysis of the data in this study used multiple linear regression analysis. It aimed to determine the magnitude of the influence of two or more the independent variables ( $X_1$  and  $X_2$ ) on the dependent variable (Y). It is consisting of innovation products and halal labelization. The moderating variable is price while the dependent variable (Y) is buying repurchase.

### Sampling Procedure

The population in this study were all the 475 consumers who bought SME's products. It started in January 2017. Sugiyono (2014), the population is a generalization area consisting of objects / subjects that have certain qualities and characteristics set by researchers to be studied and then take the conclusion.

Samples are part of the number and characteristics possessed by the population (Sugiyono, 2014). In this study the sample used was 100 respondents, because the number of consumers is not known in exactly right numbers. Sampling of 100 refers to Cooper and Emory's theory which assumes that the population is infinite. So, a sample of 100 respondents taken from the population in this study based on the theory of Hair et.al (2007), that was 100 people. The sample in this study was consumers who visit to the SME's business place in Langkat Regency. Method used was *Non-Probability Sampling* Non-probability sampling is a sampling technique where the samples are gathered in a process that does not give all the individuals in the population equal chances of being selected.

### Variable and Measurement

The scale technique used in this study is a *Likert scale* which is part of the type of *attitudescales*. *Likert scale* is where the respondent states the level of agree or disagree in various statements about behavior, object or event (Sugiyono, 2014). The variables in this study are Product Innovation, Halal Labelling, and Price. All statements are measured using a Likert scale. All Questions were measured with a five - point Likert Scale , where 1= strongly disagree, 2= Disagree, 3= Neutral, 4= Agree, 5= Strongly agree.

## RESULTS AND DISCUSSION

This Research descibed several variables, namely product innovation, halal labelization, prices, repurchase interest. The variable innovation product can be seen on table 1.

Table 1 describes that on average the respondents are very satisfied with the product innovation, either in terms new product, appearace of the product, good taste. It is appropriate for buying the product.

From table 2, it can be seen that properly licensed is the highest of all atribut of halal labelization variables. It means consumsers is very satisfied with the product because before buying, consumers

Table 1. Description of product Innovation Variable

<b>Attribute</b>	<b>N</b>	<b>Scale</b>	<b>Mean</b>	<b>Std.dev</b>
Adding various kind of similiar	100	1-5	3,53	1,167
Adding product that has never been sold	100	1-5	3,89	1,80
New product	100	1-5	3,53	1,167
Appearance of the product	100	1-5	3,43	1,233
Good Taste	100	1-5	3,99	1,030

Table 2. Description of Halal Labelization Variable

<b>Attribute</b>	<b>N</b>	<b>Scale</b>	<b>Mean</b>	<b>Std.dev</b>
Product Isued	100	1-5	3,86	1,271
Packaging	100	1-5	3,47	1,218
Properly licensed	100	1-5	4,19	1,125
Packaging appearance	100	1-5	3,63	1,169
Each Package	100	1-5	3,43	1,233
veiled clothing.	100	1-5	3,99	1,030

Table 3. Description of Price Variable

<b>Attribute</b>	<b>N</b>	<b>Scale</b>	<b>Mean</b>	<b>Std.dev</b>
Chooses pricing	100	1-5	4,02	1,189
Competitive prices	100	1-5	3,66	0,945
Final price	100	1-5	3,80	1,044
Competitors' prices	100	1-5	3,49	1
Pricing method	100	1-5	3,65	1,132

Table 4. Description of Repurchase Interests Variable

<b>Attribute</b>	<b>N</b>	<b>Scale</b>	<b>Mean</b>	<b>Std.dev</b>
information about the product	100	1-5	3,65	1,132
recommend products	100	1-5	3,83	0,975
want to buy	100	1-5	3,84	0,954
consumers' main choice compared t	100	1-5	3,93	1,121
innovation offered	100	1-5	3,67	1,311
tasting the quality first	100	1-5	2,54	1,306

Table 5. Results of Multiple Linear Regression Test

Model	Coefficients <sup>a</sup>				t	Sig.
	Unstandardized Coefficients		Standardized Coefficients	Beta		
	B	Std. Error				
(Constant)	1,149	,940			1,223	,226
1 X <sub>1</sub>	,433	,084	,382		5,133	,000
X <sub>2</sub>	,617	,078	,592		7,945	,000

Source: Research Results, 2018

Table 6. Moderating Test

Model	Unstandardized Coefficients		Standardized Coefficients	T	Sig.
	B	Std. Error	Beta		
1 (Constant)	.619	.023		17.021	.000
Moderating	-.118	.001	-.041	-1.009	.001

a. Dependent Variable: Price

Source: Research Results, 2018

care with properly licensed by the Indonesian Ulema Council. Table 1 describes that on average the respondents are very satisfied with the product innovation, either in terms new product, appearance of the product, good taste. It is appropriate for buying the product.

The table 3 describes that average of price variable consists of chooses pricing, competitive prices, final prices, competitor's price and pricing method. Among of attributes, chooses pricing is the highest mean. It could be haMSMEs choose pricing that is consistent with consumer's income.

A great surprise Repurchase Interests variable the consumers are very satisfied with the repurchase product but in another attribute, it is seen that the consumers are less concerned with tasting the quality first.

Based on the results of the Multiple Linear Regression Equation results are obtained as Table 1.

Based on Table 5, the multiple linear regression equation in this study is as follows:

$$Y = 1,149 + 0,433X_1 + 0,617X_2$$

Regression constant value is 1,149 which means that if product innovation (X<sub>1</sub>) and halal labeling (X<sub>2</sub>) = 0 then repurchase interest will increase by 1.149. Regression coefficient X<sub>1</sub> for product innovation variables is positive ,382 means that the influence of product innovation in the direction of increasing buying interest. This indicates that the product innovation variable has a positive influence in increase buying repurchase.

The regression coefficient of X<sub>2</sub> for the halal-positive value labeling variable is 0,592, it means that the influence of the halal labelling variable is in line with the increase in repurchase interest. This shows that the Halal Labelization variable has a positive influence in increase buying repurchase.



**The Result of Hypotesis Measurement**

Based on the results of the Multiple Linear Regression Equation results obtained as shown below:

**Hypothesis 1**

The result of first hypotesis found the t value is 5.133, it can be concluded that this hypothesis can be accepted. This means that product innovation positively has a significant effect on consumers' buying interest. This is in line with the previous research proposed by Mahardhika, N. (2016) that there is a positive influence on product innovation on the interest in re-buying merchandise idol group JKT48 in Yogyakarta. Martina, S., & Purnama, R. (2013) stated that product innovation can increase tourists' interest in visiting this location, because attractive products, will attract tourists. Likewise the research conducted by Aditi, B. (2017). Product Innovation, Price, and Halal Certification affect the buying Repurchase through satisfaction of SMEs Consumers in Medan City. The managerial implication used in this study is that SMEs in Langkat district must continue to develop and always maintain the good name of the SMEs by further enhancing product quality, product design, product packaging, in additional porosity in competing with SMEs in other districts.

**Hypotesis 2**

For the second hypothesis obtained t value of 7.945, it can be concluded that this second hypothesis can be accepted. This means that halal labelling has a significant effect on the buying repurchase SMEs in Langkat regency. This is in line with previous studies conducted that halal labels have a positive influence on the interest in re-buying cosmetic products from La Tulipe against consumer interest in repurchasing in the city of Banyuwangi. This research is also in line with that conducted by Kamilah, G., & Wahyuati, A. (2017) under the halal labelization, which has a significant effect on the buying interest of Wardah consumers in Surabaya.

**Hypotesis 3**

**Moderating Test.** Moderating is used to see

independent variables that strengthen or weaken the relationship between other independent variables on the dependent variable. If the moderator's significant level is less than 0.05 then the price is the moederating variable, on the contrary if the level is significantly greater than  $\alpha = 0.05$  then the price is not variable moderating.

Based on table 6 the results of the statistical test t know that the t value is -1.009 and the significant value is moderating at 0.001 greater than  $\alpha = 0.05$  Based on the results obtained the price as a moderating variable that can strengthen the influence of product innovation and halal labelling in buying repurchase in Langkat Regency SMEs.

**Normality Test.** The normality test is performed to find out that a regression has been normally distributed or cannot be seen in the following graphical analysis and statistical analysis:

In the scatter diagram of the results data processing by SPSS with the basis of decision making that if the data spreads around the diagonal line and follow the direction of the diagonal line, the regression model meets the assumption of normality. The results of normality testing can be seen in Figure 2.

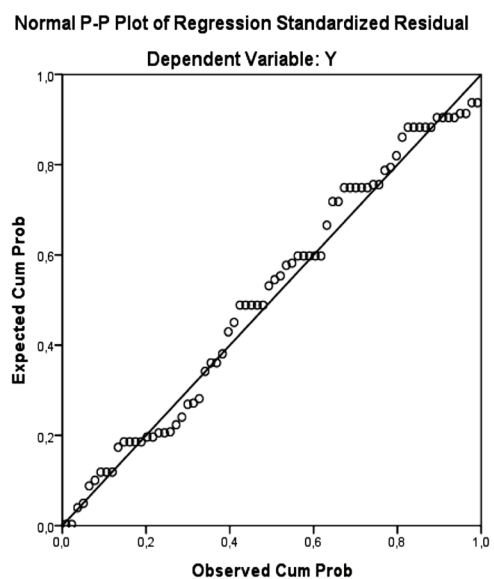


Figure 2. Scatter Diagram of Pencar SPSS Results

In Figure 2, you can see the data spreads around the diagonal line and shows that the data is normally distributed. Non-Parametric Kolmogrov-Smirnov (K-S) statistical test. If the result or Kolmogrov-Smirnov value (K-S) and Asymp.sig (2-tailed) value or probability is above 0.05, then the data has fulfilled the normality assumption. The results of normality testing can be seen in Table 7.

In Table 7 shows the Kolmogrov-Smirnov (K-S) and Ash p.sig (2-tailed) values of 0.667 above 0.05, the model tested in this study is normally distributed.

**Multicollinearity Test.** Multicollinearity test is used to determine the correlation between independent variables and this can be seen from *Variance Inflation Factor* (VIF) with a note if  $VIF > 10$  is suspected to have a multicollinearity problem and if  $VIF < 10$  then there is no multicollinearity. Based on the results of SPSS processing, it can be seen in Table 8.

In table 8 the results of product innovation variables and halal labeling, VIF values are less than 10 and the *tolerance* value is close to 1. This indicates that there are no multicollinearity symptoms.

**Heteroscedasticity Test.** Heteroscedasticity test aims to find out in a regression that there is a similarity in residual variance, if the fixed observation variance is called homokedasitas, and if different is called heteroscedasticity, and a good model of course does not occur heteroscedasticity.

From the results of processing using SPSS, the results of processing research data for scatter plots with Regression Studentized Residual can be seen in Figure 3.

In Figure 3, there is a spread point that does not form certain patterns and spreads well above the number 0 on the *Regression Studentized Residual* (y) axis and based on the figure there is

Table 7. One-Sample Kolmogorov-Smirnov Test

		Unstandardized Residual
N		72
Normal Parameters <sup>a,b</sup>	Mean	0E-7
	Std. Deviation	1,55071870
Most Extreme Differences	Absolute	,086
	Positive	,060
	Negative	-,086
Kolmogorov-Smirnov Z		,726
Asymp. Sig. (2-tailed)		,667

Source: Research Results, 2018

Table 8. Results of Multicollinearity Test

Model		Collinearity Statistics	
		Tolerance	VIF
(Constant)			
1	X1	,407	2,460
	X2	,407	2,460

a. Dependent Variable: Y

Source: Research Results, 2018

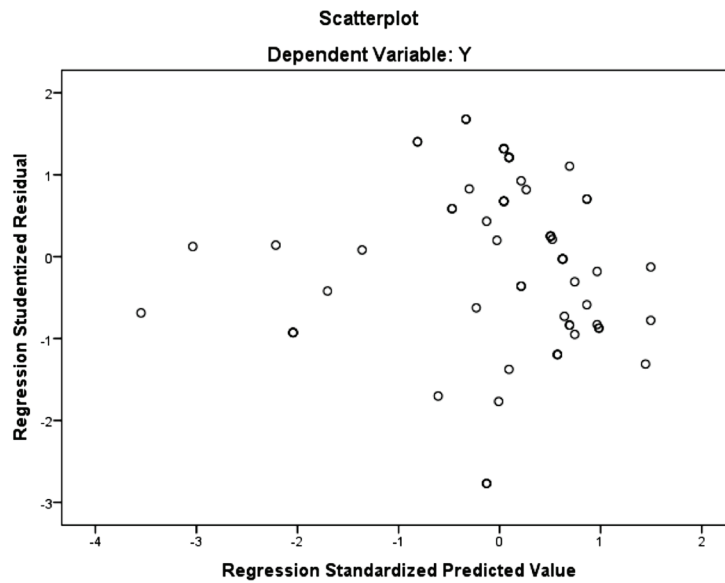


Figure 3. Heteroscedastisity Test

Table 9. Hypotesis Testing Results Simultaneosly/F Test

ANOVA <sup>a</sup>						
Model		Sum of Squares	Df	Mean Square	F	Sig.
	Regression	927,139	2	463,570	187,344	,000 <sup>b</sup>
1	Residual	170,736	69	2,474		
	Total	1097,875	71			

Source: Research Results, 2018

no heteroscedasticity so the regression model is suitable to be used to predict repurchase interest based on independent variables.

**Simultaneous Test / F Test**

Simultaneous test/ F test is carried out to determine the positive level and significance of the effect of product innovation and halal labelling. Against repurchase interest can be seen in Table 9.

Table 9 shows the results of F Calculate 187,344 while F Table at  $\alpha = 0,05$  with the numerator 2 and the denominator degree 69 obtained by F table 3, 15 of this result is known  $F_{count} > F_{Table}$ , and

significance 0,000 or smaller than  $\alpha = 0 05$ , so the position of the significance test point is in the rejection area of H0 or it can be concluded that H1 is accepted which means that halal product innovation and labelling together have a positive and significant effect on repurchase interest.

**Partial Test / Test t.** The results of partial hypothesis testing can be seen in Table 10.

In Table 10 the results of hipotesis Partially/ t test obtained the following results: The value of t arithmetic for the product innovation variable (5.133) is greater than the value of t table (1.65) or



Table 10. Results of Hypotesis Partially/t Test

**Coefficients<sup>a</sup>**

Model	Unstandardized Coefficients		Standardized Coefficients	t	Sig.
	B	Std. Error	Beta		
(Constant)	1,149	,940		1,223	,226
1 X1	,433	,084	,382	5,133	,000
X2	,617	,078	,592	7,945	,000

Source: Research Results, 2018

the value of sig t for the product innovation variable (0.000) is smaller than alpha (0,05). Based on the results obtained, Ho is rejected and H1 is accepted for the product innovation variable. Thus, partially product innovation has a positive and significant effect on repurchase interest. This means that product innovation has a significant effect in buying repurchase.

The t count for halal Labelization variable (7.945) is greater than the t table value (1.65), or the sig t value for halal Labelization variable (0.001) is smaller than alpha (0.05). Based on the results obtained, H0 is rejected and H1 is accepted for halal labelling variables. Thus, partially halal labeling has a positive and significant effect on repurchase intention. It means that by good halal labelling has a positive impact in increase buying repurchase. Partially the dominant halal labelling variable influences repurchase interest. The point is that the labeling variable is more decisive in increase buying repurchase compared to product innovation.

**MANAGERIAL IMPLICATIONS**

SMSE owner/managers need to improve product innovation with a varied, innovative packaging making interesting and include halal products halal logo on the product and in increasing purchases of consumer reset. Aditi, b. (2017). Product innovation, price, and the Halal certification in buying repurchase. Managerial implications are used in this study. The SMEs in Langkat Regency should continue doing development and always

keeps the good name of small medium enterprises by better improving quality product, product design, packaging products, .

**CONCLUSION**

Product innovation and halal labeling simultaneously has a positive and significant effect in the buying repurchase intention of Langkat regency SMEs.

Partially, each Product Innovation and Halal Labelling has a positive and significant effect on the buying repurchase intention of Langkat Regency SMEs.

Variable product innovation has a positive value of 43.33%. It means that the influence of product innovation variables is in line with the increase in buying repurchase. Partially shows that the product innovation variable has a positive influence in increasing repurchase interest. This means that the regency’s SMEs is able to innovate products to be improved by packaging, size, new product launches, additional services for new products (Kotler, 2004). Product innovation is also associated with technology, because technology makes it easier for companies to develop ideas. which will help achieve company goals (Kevin, 2008)

The halal labelling variable has a positive value of 61.7% meaning that it means that the influence of the halal labeling variable is in line with the increase in buying repurchase. This shows that the Halal Labelization variable has a positive influence

to increase buying repurchase. This means that Langkat district SMEs in listing halal labelling is good enough but it needs to be improved again.

The determinants of determination (R<sup>2</sup>) of product innovation and Halal Labeling are able to explain the purchase intention again by 84% while the remaining 16% is explained by the independent

variables which are not examined such as product attributes, promotion. This shows that Innovation and Labelling Halal greatly increases consumers in buying repurchase. So in increasing consumers' buying repurchase SMEs can make more innovative products, attractive packaging, halal products and logos on products. ■

---

## REFERENCES

---

- Aditi. (2017). The Effect Of Atributes Product's Analysis, Halal Certification, And Product Innovation To The Interest Of Consumer Buying-Back Through The Advantage Competitive Of Micro Small And Medium Business ( MSMB ) In Medan The Effect Of Atributes Product's. *Journal of Physics: Conf. (2017) Series, 930*, 012020.
- Aditi, B. (2017). Analysis Of The Influence Of Product Innovation, Pricing, And Purchasing Interest Against Halal Certification Anniversary Through Customer Satisfaction SMEC In Medan. *Roundtable For Indonesian Entrepreneurship Educators. Atributes Product's. Journal of Physics: Conf. (2017) Series, 930*, 012020.
- Andrew J. Groff D. Christy. (2008). New Food Products: Innovation, Improvement, or Imitation. *Journal of Food distribution research*.
- Assael, Henry. (2001). *Consumer Behaviour 6th Edition*. Yew York: Thompson Learning.
- Buchari Alma, (2004). Marketing management and service marketing, revised edition, Publisher: Alfabeta CV.
- Carthy, Jerome, E. dan William D. Perreault, Jr. (2010). Marketing management and service marketing, revised edition, Publisher: Alfabeta CV.
- Carneiro, D.S., Minim, P.R., Deliza, R., Silva, H.O. dan Febiano, L.O., (2005). Labelling effects on purchase for soybean oil. *Food quality and preference*, 16 (2005): 275- 282.
- Djaslim, Saladin Yevis Marty Oesman, (2008). The essence of marketing and marketing elements. Bandung: Linda Works.
- Engel, James F., Roger D. Blackwell, Paul W. Miniard. (2010). Consumer Behavior. Translation F.X. Budiarto. Jakarta: Binarupa Aksara
- Ferdinand,A.(2006). Structural Equation Modelling Natural Research Management Application models Rumi in research for Doctoral Dissertations and master's theses, Yogyakarta: Diponegoro University
- Ghozali, Imam.(2008).*Aplikai Analisis Multivarite dengan SPSS*, Mold. Fourth, The Agency Publisher Universitas Diponegoro. Semarang.
- Hair, J.F, Bush, P.R.Ortinau.J.D. (2007).*Marketing Research : Within a Changing Information Environment 3th edition, McGraw-Hill/Irwin*. New York.
- Kamilah, G., & Wahyuati, A. (2017). The influence of Labelisasi Halal and Brand Image Towards purchasing decisions Through Science Journal purchase. *Interest & Research management*, 6 (2)
- Kevin, L.K.(2008). *Marketing Management (Twelfth Edition), Prints The Third. Jakarta: Index*
- Kotler, Philip, (2008). *Principles of Marketing*, Fifth Edition, Prentice-Hall International, Engelwood Cliffs.

- Kotler, Philip. (2009). *Principles of marketing. Volume 1, Issue 11, Erlangga, Jakarta*
- Kotler, Philip dan Kevin Lane Keller. (2009). *Marketing Management. Edition 13 Chapter 1 Jakarta: Erlangga*
- Kotler, Philip & Kevin Lanew Keller, (2012), *Marketing Management*, Indeks
- Lamb, Charles W, Joseph F. Hair, dan Carl McDaniel.( 2008). *Marketing, book 2, translator: David Octarevia, first edition. Jakarta: The Publisher Of Salemba Empat.*
- Latiff, Z.A.A., Rezai, G., Mohamed, Z. dan Ayob, M.A.( 2015). Food Labels' Impact Assessment on Consumer Purchasing Behavior in Malaysia. *Journal of Food Products Marketing*, 1(2015): 1-14.
- Lenzun, Jessica J, James D.D Massie dan Decky Adare. (2014). The influence of product quality, price and customer satisfaction Promosi Terhadap Vodacom prepaid card. *EMBA Journal Vol. 2 (3)*
- Li, S., Nathan, B.R., Nathan, T.S.R., Rao, S.B. (2006). The Impact Of Supply Chain Management Practices On Competitive. *The International Journal of Management Science* Vol. 34, 107-124.
- Mahardhika, N. (2016). The Influence Of Innovation And Price Against The Interest In Purchasing Anniversary Merchandise Case Study On Idol Fans Group JKT48, Yogyakarta
- Manus, Fanly W dan Bode Lumanauw. (2015). Product quality, prices and service quality, customer satisfaction Pengaruhnya Terhadap prepaid cards Tri Keluarahan Wawalintouan in Tondano Barat. *EMBA Journal Vol. 3, no. 2 June 2015.*
- Martina, S., & Purnama, R. (2013). Tourist product innovation strategy in an effort to Increase interest in Visiting tourists to the Grama Tirta Jatiluhur Purwakarta. *Resembles Science-Journal of tourism and hospitality*, 4 (2).
- Narver, J.C., & Slater, S.F., (1990). The effect of market orientation on business profitability. *Journal of Marketing*, 54:20-35.
- Porter, Michael E., (2008). *Competitive advantage – creating and survive the Superior Performance.* Erlangga, Jakarta
- Rondonuwu, Priscilia D. (2013). Product quality, price and service quality of its influence on consumer satisfaction User Car Nissan March On PT. Wahana Wirawan Manado. *EMBA Journal Vol 1 (14)*
- Rangkuti.(2010). The influence of Labelisasi Halal food product purchasing decision Against in packaging (Snack Brand Chitato) Faculty of Law Students at Muhammadiyah University of North Sumatera). Thesis. Faculty Of Law, University Of North Sumatera. North Sumatra
- Sugiyono.(2010). *Statistics for research. Bandung: Alfabeta*
- Sukesti, F. dan Mamdukh B. (2014). The Influence Halal Label And Personal Religiosity On Purchase Decision On Food Products In Indonesia. *International Journal of Business, Economics and Law*, 1(4): 150-153. *Marketing*, 54:20-35.
- Swasthadan Handoko.(2010). *Marketing Management, Consumer Behavior Analysis.* Yogyakarta: BPFEE..
- Yunuz M., Rashid W., Ariffin M., & Rasyid M.( 2014). *Muslim's Purchase Intention Towards Non-Muslim's Halal Packaged Food Manufacturer. Procedia - Social And Behavioral Sciences.* 145 – 154.
- W Anuraga(2015). The influence of product, price, promotion, and the brand of pembelianulang. *Journal of the The influence of product, price, promotion, and the brand of pembelianulang. Journal of the science of Research and Management* 4 (10) 1-18 *science of Research and Management* 4 (10) 1-18
- Zakaria, Shandy Ibnu and Sri Rahayu Tri Astuti. (2013). Analysis of the factors affecting the satisfaction of Consumers Against User transport services (case study Pada Pengguna Trans Jogja Bus in Yogyakarta). *Diponegoro Journal of Management* vol. 2 No. 3 Year 2013